


# Using the Coupon Code / Voucher – Full Tutorial

Navigate to [www.ExtendedClassroom.com](https://www.ExtendedClassroom.com) within the address bar of your web browser:



Shop for the product required. Click on the link to purchase.

Ensure it is the correct product, quantity and then click the Buy Now button.

Complete the 'Your Details' form within the Secure Checkout:

## Secure Checkout

YOUR DETAILS

Email Address

PERSONAL INFORMATION

First Name  Last Name

Address Line 1

Address Line 2

City

State  Postal Code

Country

Phone Number  *For delivery purpose only*



**NEXT**

Click the NEXT button.

Within the Payment Information section, add the Coupon Code exactly as provided:

**PAYMENT INFORMATION**


---

Credit/Debit Card   

Card Number

0000 0000 0000 0000

Expiration CVV

MM / YY CVC  **SECURE**

**BILLING ADDRESS**

---

Same address as above

MarkTest GillanTest  
YourAddress Line 1  
YourAddress Line 2  
YourCity SCT, PA18 6BX  
United Kingdom  
00000000

Add Coupon Code

TypeCouponCodeHerePlease| **APPLY**

**NEXT**

Click Apply.

Your coupon will be applied, the total adjusted accordingly.

Please check to ensure you have applied the correct coupon code and have the coupon provided for your own use. Then click Next.

You will be taken to the Review & Submit Order section.

Make any note to the seller and tick (check) the check box for marketing updates to be kept informed of new books and special offers / discounts:

REVIEW & SUBMIT ORDER

Note to Seller *Optional*

Thanks for a great book. I will provide recommendation and feedback to help others.

Please take a moment to make sure everything looks good before placing your order.

Send me marketing updates

**COMMIT TO BUY**

Click the 'Commit to Buy' button.

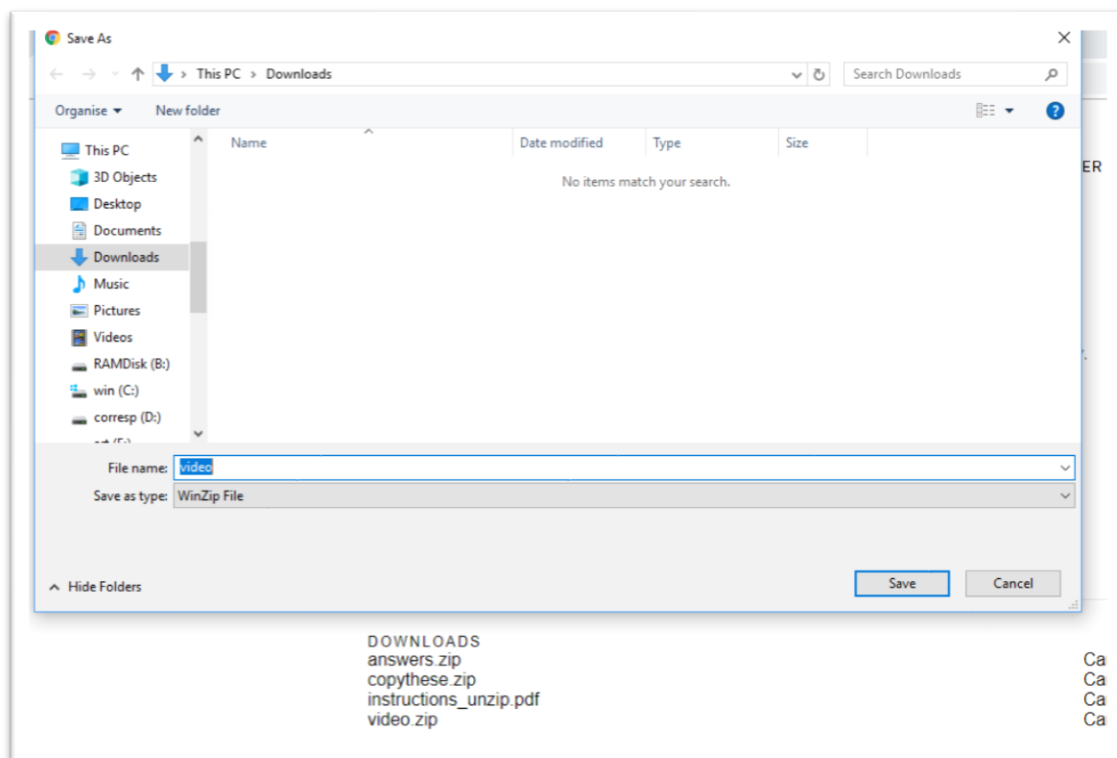
An Order Confirmation will be displayed confirming the details and providing the downloads.

Each file can be downloaded by using the hyperlink. Hover over the downloads link to see the mouse pointer change to a hand / link icon.

Please do not ignore this step, ensure you download at this point.

You can download multiple times but there is a limit, as shown.

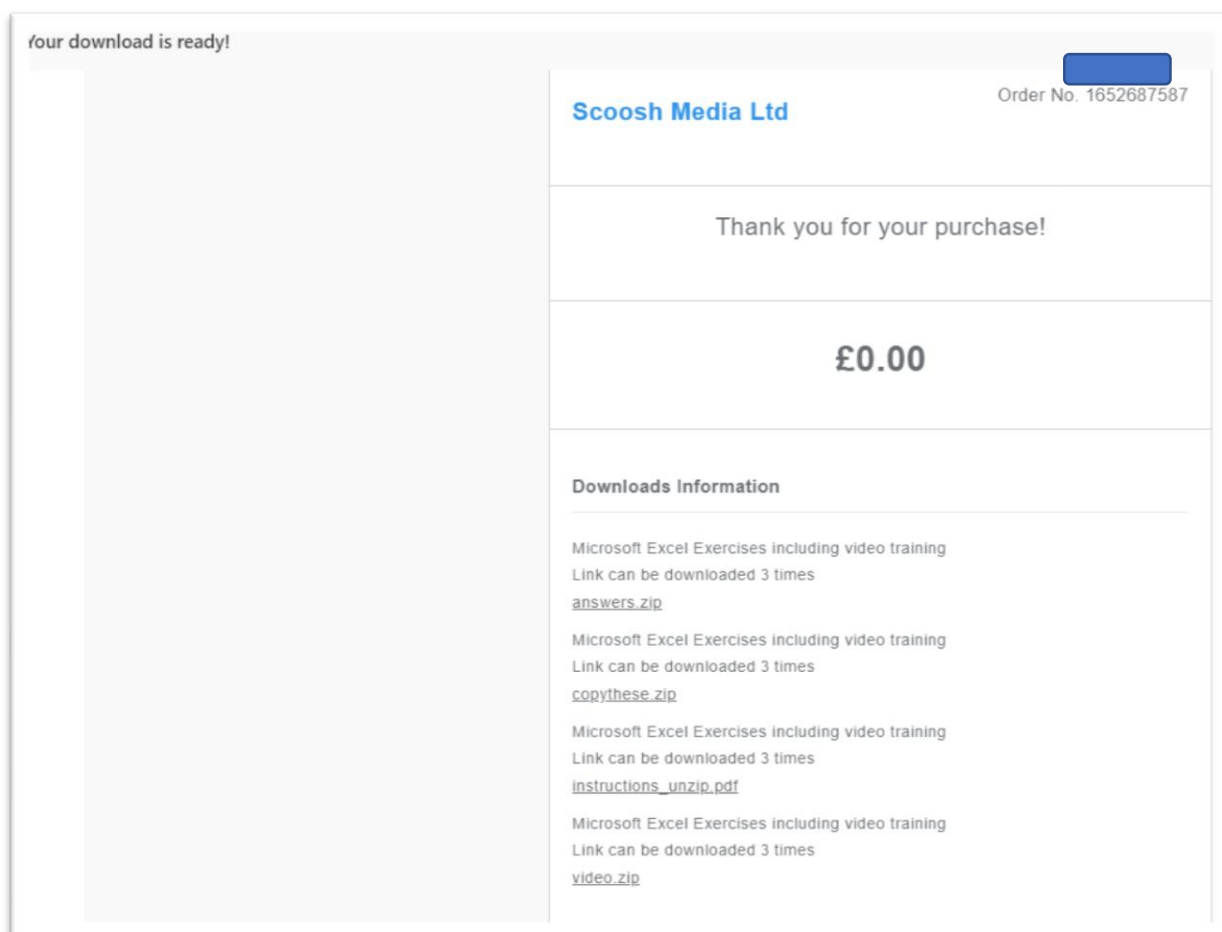
Clicking on the hyperlink will provide you with the opportunity to save the file wherever you want on your own Windows machine as the following example shows:



Your file will now download.

The time required and how it downloads depends upon your own machine, setup and internet connection. Unfortunately, everyone is different and we are unable to assist with third party internet connection services. **It does take patience and the user MUST ensure the download is fully complete with the file confirmed as fully downloaded, otherwise as with any download from any server, it can cause you issues.**

Another opportunity to download is from an email confirmation that we will send. Example:



Notice the hyperlinks to the files for download. These can be clicked any time.

Note: we have increased the number of downloads available from 3 to 5 and expect customers not to require more than 5 downloads. If this is the case, please supply us with screenshots or photographs of the process to enable us to ascertain what might have happened at your end. Our systems provide us with confirmation of download but not receipt the other end. We check our systems on a regular basis and check to ensure downloads work well.

As mentioned, it is IMPORTANT to ensure the file has completely downloaded and your computer shows the full file downloaded. Check to ensure you have downloaded and allowed time for your computer to check the file prior to processing. Please give it time – this is dependent upon your own Windows computer and your own internet connection – we do not have any jurisdiction over your end.

Please note:

We test the downloads on a regular basis to ensure our service is 100% and running at good speed from this end. We receive feedback from many customers to confirm all is well and they manage to download.

The guides we provide, such as this one, seems invaluable to many customers and they are grateful for the tutorials.

Next tutorial for you to read is the pdf and unzipping of compressed folders that might be handy. Compressed files do not take as long downloading and can be de-compressed the other end by the customer to use thereafter as a normal folder / file.

Software is required to view files. For example, PDF requires a PDF reader, Word documents require Microsoft Word, Text files require Notepad. Many Windows machines come pre-loaded with relevant software, other times a licence is required. PDF readers are usually free and other readers can be downloaded free. Again, third party software is out of our control and the licence agreement is between the user and the licence provider who owns the software or is permitted to distribute same. We are just unable to take any responsibility for our customers use (or misuse) of software issues by other organisations.

Video files can be either MOV, MP4 or AVI and Microsoft Windows comes with software or additional software such as VLC Media Player that allows various media files to be used.



<https://www.videolan.org/>

We have explained everything in detail to assist our customers with downloads and unzipping or using files.

Downloading of files and compressed folders is much more common nowadays than old-fashioned media such as CD or DVD. Downloads are offered by most organisations and all provide the same service that is conditional upon your own end being appropriate for downloads of large files.

Customers can purchase a USB Flash Drive product if downloading is an issue.

Obviously for the majority of our customers, downloading is an everyday natural process and once you have managed it a few times it becomes the norm.

We hope you enjoy the product and let us know how you get on. We always like to hear nice things!

End of this tutorial / guide.